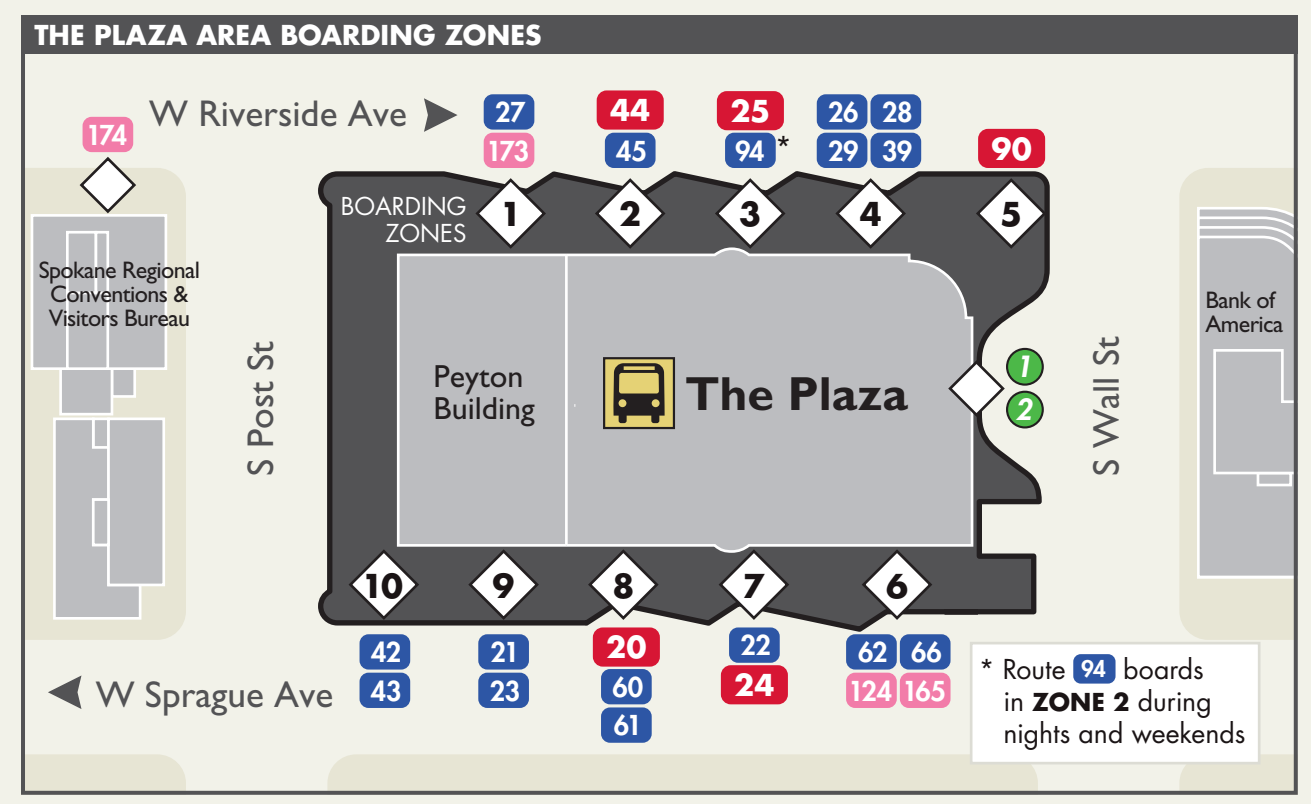
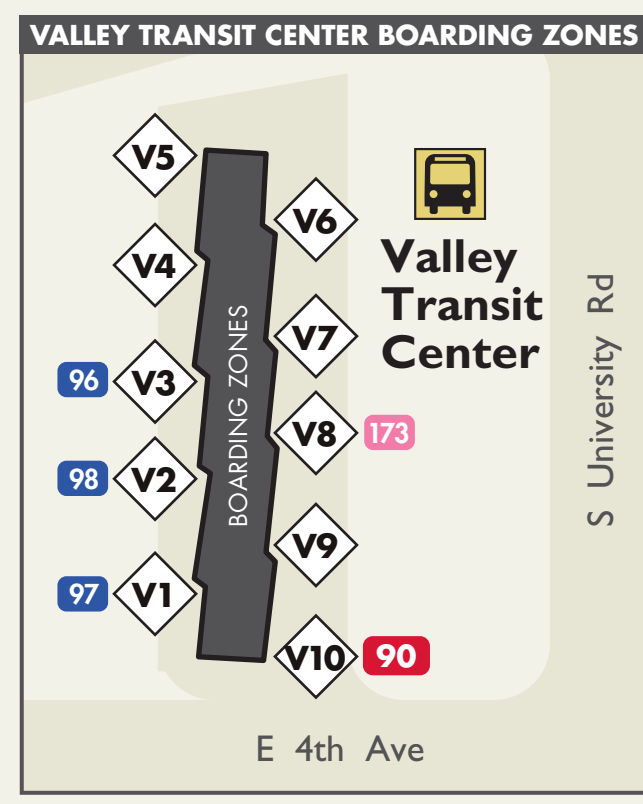
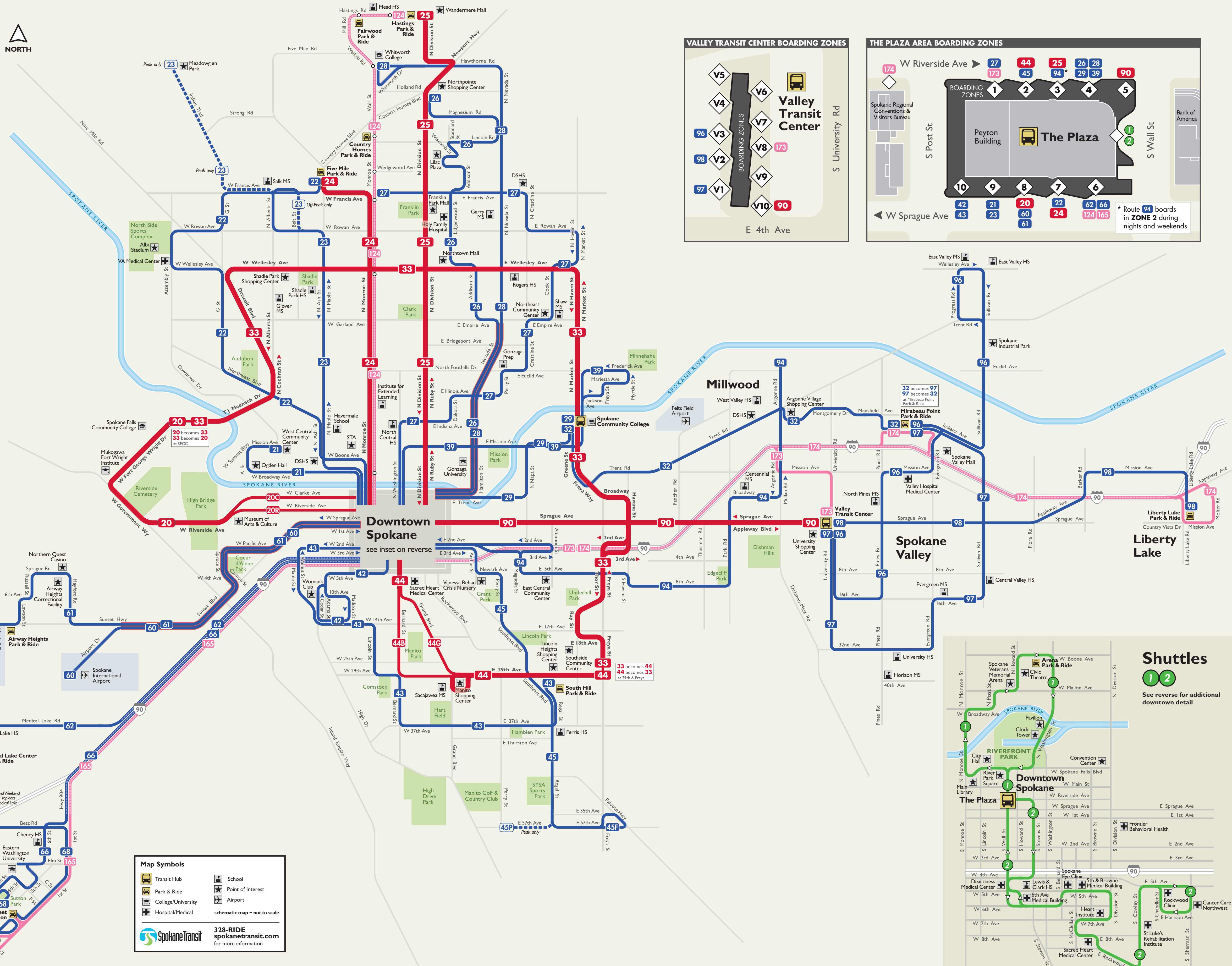


- Shuttles**
- 1-2 see Shuttles inset for details
 - 1 Plaza/Arena Shuttle
 - 2 Southside Medical Shuttle
- Frequent Routes**
- 20 main route
 - 20R branch of route selected trips
- Every 15 minutes during Weekday peak and day times. Night and Weekend service every 30-60 minutes or better.
- 20 SFCC
 - 24 Monroe
 - 25 Division
 - 33 Wellesley
 - 44 29th Ave
 - 90 Sprague
- Basic Routes**
- 43 main route
 - 66 non-stop service
- basic routes combine for frequent service
Every 30-60 minutes during day times seven days a week
- 21 West Broadway
 - 22 Northwest Blvd
 - 23 Maple/Ash
 - 26 Lidgerwood
 - 27 Hilliard
 - 28 Nevada
 - 29 SCC
 - 32 Trent/Montgomery
 - 39 Mission
 - 42 South Adams
 - 43 Lincoln/37th Ave
 - 45 Regal
 - 60 Airport via Browne's Addition
 - 61 Hwy 2 via Browne's Addition
 - 62 Medical Lake (Limited Service)
 - 66 Cheney/EWU
 - 68 Cheney Local
 - 94 East Central/Millwood
 - 96 Pines/Sullivan
 - 97 South Valley
 - 98 Liberty Lake via Sprague
- Express Routes**
- 165 main route
 - 124 designated limited stop
- Weekday service connecting major destinations via direct, high-speed routing. Peak and some midday service available.
- 124 North Express
 - 165 Cheney Express
 - 173 VTC Express
 - 174 Liberty Lake Express



Airway Heights



Medical Lake



